



*FINANCE DEPARTMENT*

---

200 E. Broadway  
Hobbs, NM 88240

575-397-9235 bus  
575-397-9450 fax

April 25th, 2017

Paula Flores  
Special Projects Analyst  
Department of Finance & Administration  
Local Government Division  
Bataan Memorial Bldg, Suite 201  
Santa Fe, NM 87501

Re: 3rd quarter lodgers' tax quarterly report

Enclosed is the following:

3rd quarter lodgers' tax report for fiscal year 2017

Sincerely,

A handwritten signature in blue ink, appearing to read "Toby Spears", is written over a horizontal line.

Toby Spears, CPA  
Finance Director  
CITY OF HOBBS



INSTRUCTIONS

1. Provide quarterly and year-to-date revenue for the quarterly reporting period. Money received through joint powers agreements must be reported separately. Other sources includes private grants, donations, reimbursements, etc.
  2. Allocate revenue to the promotional, non-promotional and general funds based on the percent of tax imposed. Administrative costs may not exceed 10% of the gross pro
  3. Provide a "book cash balance" for both the promotional and non-promotional funds for the quarterly reporting period and year to date amounts.
  4. Provide quarterly and year-to-date transfers-in and transfers - out.
- [Note: The Lodgers' Tax Act does not allow transfers from the Lodgers' Tax Fund to the General Fund or other Funds of the local public body.]
5. Provide quarterly and year-to-date expenditures on the expenditures tab. Contractual service expenditures must comply with the Lodgers' Tax Act, terms of the contract and the Procurement Code 13-1-28 through 13-1-199 NMSA 1978.

REPORTING ENTITY: City of Hobbs 5 (PERCENT IMPOSED) QUARTER ENDING: 3/31/2017  
MONTH-YEAR

1. REVENUE SUMMARY:	QUARTERLY	YEAR-TO-DATE (Y-T-D)	2. REVENUE ALLOCATION:	QUARTERLY	YEAR-TO-DATE (Y-T-D)
	AMOUNT	AMOUNT		AMOUNT	AMOUNT
	(THIS REPORTING PERIOD)	(SUM OF ALL QUARTERS)		(THIS REPORTING PERIOD)	(SUM OF ALL QUARTERS)
LODGERS' TAX PROCEEDS	\$ 212,126	\$ 673,231	NON-PROMOTIONAL FUND	\$ 0	\$ 0
INVESTMENT INCOME	794	3,374	PROMOTIONAL FUND	\$ 212,920	\$ 676,605
LATE PENALTIES			ADMINISTRATIVE COST	\$ 0	\$ 0
CONVENTION CENTER					
FINANCING FEES					
HOSPITALITY FEE ACT					
FEES					
1. _____			( 10% IS THE MAXIMUM OF GROSS TAX PROCEEDS,		
2. _____			i.e. 10% OF QUARTERLY AMOUNT FOR THIS REPORTING PERIOD)		
TOTAL REVENUE	\$ 212,920	\$ 676,605			

3. CASH BALANCES:

Carryover From Previous Fiscal Year: Non-Promotional	\$ 15,511
Carryover From Previous Fiscal Year: Promotional	173,443
(Note: 2 years maximum carryover before money must be spent).	
NON-PROMOTIONAL FUND	\$ 0
PROMOTIONAL FUND	\$ 193,749
Grand Total (Non-Promo)	\$ 15,511
Grand Total (Promo)	\$ 367,192

4. TRANSFERS: IN

INTERGOVERNMENT, INTERFUND TRANSFERS - IN	
(e.g. JPAs, GRANTS TRANSFERRED TO LODGERS' TAX FUND)	
1. _____	\$ _____
2. _____	\$ _____
	\$ 0

TRANSFERS:OUT

NON-PROMOTIONAL FUND	
INTERFUND TRANSFERS - (OUT)	
(e.g. FROM NON-PROMOTIONAL TO VENDOR OR PROMOTIONAL)	
1. _____	\$ _____
2. _____	\$ _____
3. _____	\$ _____
4. _____	\$ _____
	\$ 0
INTERGOVERNMENTAL TRANSFERS - (OUT)	
1. _____	\$ _____
2. _____	\$ _____
3. _____	\$ _____
4. _____	\$ _____
	\$ 0

PROMOTIONAL FUND	
INTERFUND TRANSFERS - (OUT)	
(e.g. FROM PROMOTIONAL TO VENDOR OR NON-PROMOTIONAL)	
1. _____	\$ _____
2. _____	\$ _____
3. _____	\$ _____
4. _____	\$ _____
	\$ 0
INTERGOVERNMENTAL TRANSFERS - (OUT)	
1. _____	\$ _____
2. _____	\$ _____
3. _____	\$ _____
4. _____	\$ _____
	\$ 0







CITY OF HOBBS  
EVENT SUMMARIES  
3/31/2017

PROMOTIONAL  
ITEMS

---

16-10	HOBBS USSSA (17 EVENTS)	20,000.00
17-02	HOBBS CHAMBER OF COMMERCE - HOBBS HOLIDAY TOURNEY	8,141.92
17-03	HISPANO CHAMBER OF COMMERCE - MARIACHI CHRISTMAS	13,450.00
17-04	HISPANO CHAMBER OF COMMERCE - FIESTA DE SEPTIEMBRE	17,314.72
17-05	HOBBS KENNEL CLUB - 2017	1,750.00
17-06	LEA COUNTY COMMISSION OF THE ARTS	5,000.00
17-07	LIGHT OF LEA COUNTY	8,902.54
17-08	SOUTHWEST SYMPHONY	25,000.00
17-09	HOBBS USSSA	40,444.27
17-10	WESTERN HERITAGE MUSEUM COMPLEX	20,000.00
17-12	CYCLE CITY PROMOTIONS	35,000.00
17-17	LEA COUNTY EVENT CENTER 2017	25,000.00
	EDC - 2017 AIRLINE SUBSIDY (\$220,502.38 GENERAL FUND)	<u>278,364.62</u>
		<u>498,368.07</u>





3/31/17

**CITY OF HOBBS LODGERS' TAX PROGRAM  
EXPENDITURE REPORT FOR THE 3rd QUARTER OF 2016 - 2017**

		PROMO	NON PROMO	TOTAL
<b>CASH BAL.</b>	<b>6/30/16</b>	<b>173,443.28</b>	<b>15,511.46</b>	<b>188,954.74</b>
FIRST QUARTER INCOME		209,875.23		209,875.23
FIRST QUARTER INTEREST		815.54		815.54
<b>TOTAL REVENUE</b>		<b>210,690.77</b>	<b>0.00</b>	<b>210,690.77</b>
FIRST QUARTER EXPENSES		70,375.27		70,375.27
<b>CASH BAL.</b>	<b>9/30/16</b>	<b>313,758.78</b>	<b>15,511.46</b>	<b>329,270.24</b>
SECOND QUARTER INCOME		251,229.76		251,229.76
SECOND QUARTER INTEREST		1,764.45		1,764.45
<b>TOTAL REVENUE</b>		<b>252,994.21</b>	<b>0.00</b>	<b>252,994.21</b>
SECOND QUARTER EXPENSES		123,786.28		123,786.28
<b>CASH BAL.</b>	<b>12/31/16</b>	<b>442,966.71</b>	<b>15,511.46</b>	<b>458,478.17</b>
THIRD QUARTER INCOME		212,126.46		212,126.46
THIRD QUARTER INTEREST		793.62		793.62
<b>TOTAL REVENUE</b>		<b>212,920.08</b>	<b>0.00</b>	<b>212,920.08</b>
THIRD QUARTER EXPENSES		304,206.54		304,206.54
<b>CASH BAL.</b>	<b>3/31/17</b>	<b>351,680.25</b>	<b>15,511.46</b>	<b>367,191.71</b>
FOURTH QUARTER INCOME(FORCE EXTRA TO PROMO)				0.00
FOURTH QUARTER INTEREST				0.00
<b>TOTAL REVENUE</b>		<b>0.00</b>	<b>0.00</b>	<b>0.00</b>
FOURTH QUARTER EXPENSES**				0.00
<b>CASH BAL.</b>	<b>6/30/17</b>	<b>351,680.25</b>	<b>15,511.46</b>	<b>367,191.71</b>
YEAR TO DATE INCOME		673,231.45	0.00	673,231.45
YEAR TO DATE INTEREST		3,373.61	0.00	3,373.61
<b>TOTAL REVENUE</b>		<b>676,605.06</b>	<b>0.00</b>	<b>676,605.06</b>
YEAR TO DATE EXPENSES		498,368.09	0.00	498,368.09
<b>YEAR TO DATE CASH BALANCES</b>		<b>351,680.25</b>	<b>15,511.46</b>	<b>367,191.71</b>



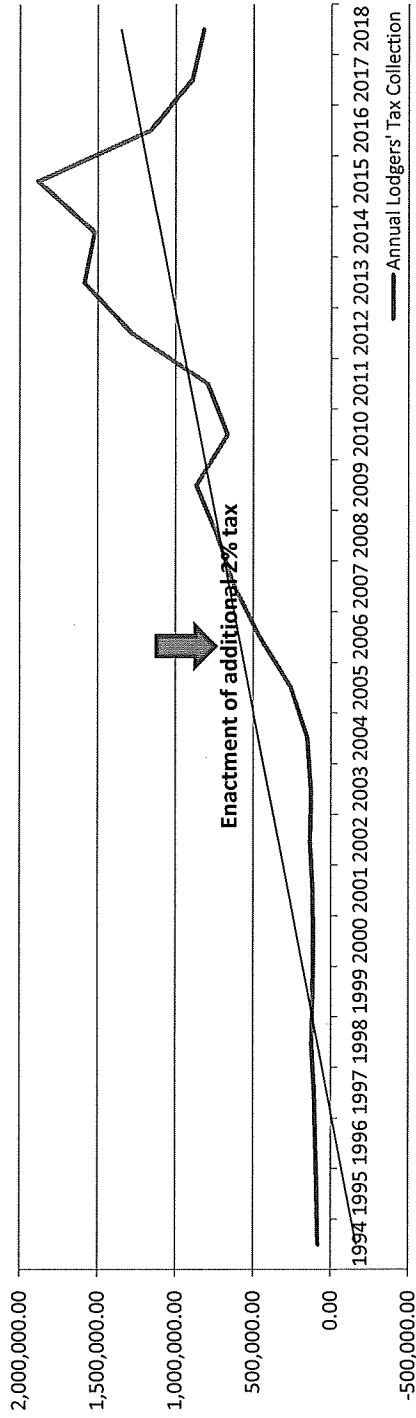
CITY OF HOBBS LODGERS' TAX REPORT

March 31, 2017

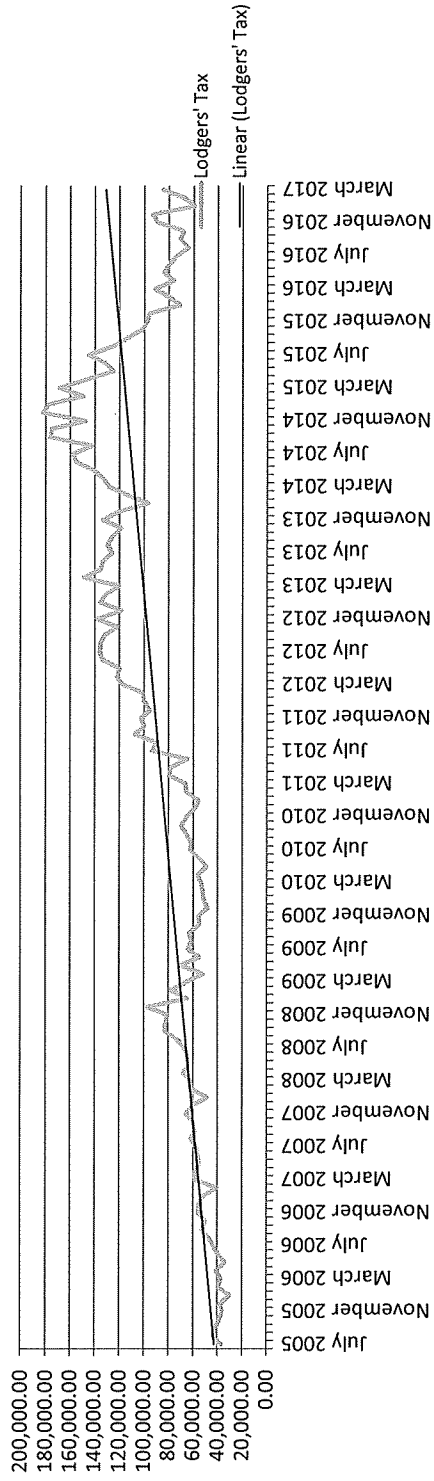
Month	RECEIPTS 239999-				EXPENDITURES				NET CHANGE	
	Month	Gross Taxable Revenue	Lodgers' Tax	Other Income	Contract for Services	Advert & Promotion	TOTAL	For Month	YTD	Cash Balance
<b>SUBTOTAL</b>	<b>06/30/2014</b>	<b>15,364,272.60</b>	<b>768,213.63</b>	<b>527.46</b>	<b>768,741.09</b>	<b>0.00</b>	<b>762,619.97</b>	<b>762,619.97</b>		
<b>CASH BALANCE</b>		<b>1,046,187.97</b>	<b>1,522,951.39</b>	<b>1,188.11</b>	<b>1,524,139.50</b>		<b>1,573,328.84</b>	<b>1,573,328.84</b>		
July 2014		3,159,550.20	157,977.51	166.68	158,144.19		12,189.63	145,954.56	145,954.56	1,192,142.53
August 2014		2,849,733.20	142,486.66	117.90	142,604.56		47,966.80	94,637.76	240,592.32	1,286,780.29
September 2014		3,539,271.40	176,963.57	116.90	177,080.47		290,400.26	(113,319.79)	127,272.53	1,173,460.50
October 2014		3,512,479.60	175,623.98	209.71	175,833.69		19,391.12	156,232.86	283,505.39	1,329,693.36
November 2014		2,955,754.40	147,787.72	209.71	147,997.43		35,419.72	112,577.71	396,083.10	1,442,271.07
December 2014		3,656,135.80	182,806.79	185.17	182,991.96		361,308.53	(178,316.57)	217,766.53	1,263,954.50
<b>SUBTOTAL</b>		<b>19,672,924.60</b>	<b>983,646.23</b>	<b>796.35</b>	<b>984,442.59</b>	<b>0.00</b>	<b>766,676.06</b>	<b>766,676.06</b>		
January 2015		3,560,372.60	178,018.63	141.48	178,160.11		58,903.18	119,256.93	337,023.46	1,383,211.43
February 2015		2,989,102.20	149,455.11	170.66	149,625.77		107,324.31	42,301.46	379,324.92	1,425,512.89
March 2015		3,388,411.80	169,420.59	154.17	169,574.76		93,121.38	76,453.38	455,778.30	1,501,966.27
April 2015		2,947,497.20	147,374.86	155.71	147,530.57		146,226.29	1,304.28	457,082.58	1,503,270.55
May 2015		2,504,198.80	125,209.94	179.59	125,389.53		285,011.65	(159,622.12)	297,460.46	1,343,648.43
June 2015		2,639,262.20	131,963.11	171.83	132,134.94		762,239.51	(630,104.57)	(332,644.11)	713,543.86
<b>SUBTOTAL</b>		<b>18,028,844.80</b>	<b>901,442.24</b>	<b>973.44</b>	<b>902,415.68</b>	<b>0.00</b>	<b>1,452,826.32</b>	<b>1,452,826.32</b>		
<b>CASH BALANCE</b>	<b>06/30/15</b>	<b>713,543.86</b>	<b>1,885,088.47</b>	<b>1,769.80</b>	<b>1,886,858.27</b>		<b>2,219,502.38</b>	<b>2,219,502.38</b>		
July 2015		2,900,131.40	145,006.57	96.18	145,102.75		8,042.29	137,060.46	137,060.46	850,604.32
August 2015		2,529,784.20	126,489.21	111.19	126,600.40		144,675.09	(18,074.69)	118,985.77	832,529.63
September 2015		2,295,191.20	114,759.56	91.70	114,851.26		156,289.41	(41,438.15)	77,547.62	791,091.48
October 2015		2,048,496.80	102,424.84	125.40	102,550.24		89,784.47	12,765.77	90,313.39	803,857.25
November 2015		1,963,598.60	98,179.93	90.85	98,270.78		67,821.32	30,449.46	120,762.85	834,306.71
December 2015		1,934,861.20	96,743.06	92.58	96,835.64		559,250.02	(462,414.38)	(341,651.53)	371,892.33
<b>SUBTOTAL</b>		<b>13,672,063.40</b>	<b>683,603.17</b>	<b>607.90</b>	<b>684,211.07</b>	<b>0.00</b>	<b>1,025,862.60</b>	<b>1,025,862.60</b>		
January 2016		1,420,170.20	71,008.51	126.28	71,134.79		40,866.67	30,268.12	(311,383.41)	402,160.45
February 2016		1,600,508.40	80,025.42	231.91	80,257.33		228,045.55	(147,788.22)	(459,171.63)	254,372.23
March 2016		1,836,594.80	91,829.74	182.49	92,012.23		204,512.68	(112,500.45)	(571,672.08)	141,871.78
April 2016		1,518,952.60	75,947.63	132.27	76,079.90		94,829.98	(18,750.08)	(590,422.16)	123,121.70
May 2016		1,688,331.80	84,416.59	171.54	84,588.13		25,056.30	59,531.83	(530,890.33)	182,653.53
June 2016		1,591,457.20	79,572.86	185.02	79,757.88		73,456.67	6,301.21	(524,589.12)	188,954.74
<b>SUBTOTAL</b>		<b>9,656,015.00</b>	<b>482,800.75</b>	<b>1,029.51</b>	<b>483,830.26</b>	<b>0.00</b>	<b>666,767.85</b>	<b>666,767.85</b>		
<b>CASH BALANCE</b>	<b>03/31/17</b>	<b>188,954.74</b>	<b>1,166,403.92</b>	<b>1,637.41</b>	<b>1,168,041.33</b>	<b>0.00</b>	<b>1,692,630.45</b>	<b>1,692,630.45</b>		
July 2016		1,483,720.00	74,186.00	174.74	74,360.74		10,000.00	64,360.74	64,360.74	253,315.48
August 2016		1,286,676.40	64,333.82	229.08	64,562.90		35,000.00	29,562.90	93,923.64	282,878.38
September 2016		1,427,108.20	71,355.41	411.72	71,767.13		25,375.27	46,391.86	140,315.50	329,270.24
October 2016		1,363,327.20	68,166.36	508.97	68,675.33		88,717.26	-20,041.93	120,273.57	309,228.31
November 2016		1,783,813.00	89,190.65	574.99	89,765.64		20,000.00	69,765.64	190,039.21	378,993.95
December 2016		1,877,455.00	93,872.75	680.49	94,553.24		15,069.00	79,484.24	269,523.45	458,478.19
<b>SUBTOTAL</b>		<b>9,222,099.80</b>	<b>461,104.99</b>	<b>2,579.99</b>	<b>463,684.98</b>	<b>0.00</b>	<b>194,161.53</b>	<b>194,161.53</b>		
January 2017		1,183,489.00	59,174.45	371.91	59,546.36		291,814.62	-232,268.26	-232,268.26	226,209.93
February 2017		1,357,364.20	67,868.21	421.71	68,289.92		0.00	68,289.92	68,289.92	294,499.85
March 2017		1,701,676.00	85,083.80		85,083.80		12,391.92	72,691.88	72,691.88	367,191.73
April 2017		0.00	0.00	0.00	0.00		0.00	0.00	0.00	367,191.73
May 2017		0.00	0.00	0.00	0.00		0.00	0.00	0.00	367,191.73
June 2017		0.00	0.00	0.00	0.00		0.00	0.00	0.00	367,191.73
<b>SUBTOTAL</b>		<b>4,242,529.20</b>	<b>212,126.46</b>	<b>793.62</b>	<b>212,920.08</b>	<b>0.00</b>	<b>304,206.54</b>	<b>304,206.54</b>		
<b>CASH BALANCE</b>		<b>367,191.73</b>	<b>673,231.45</b>							



### Annual Lodgers' Tax Collection

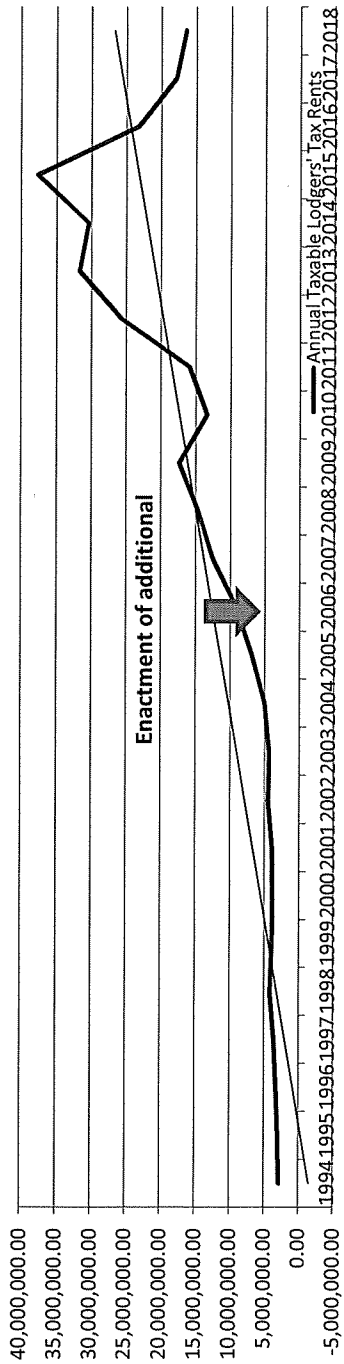


### Monthly Lodgers' Tax Collection





# Annual Taxable Lodgers' Tax Rents



# Monthly Taxable Lodgers' Tax Rents

