



FINANCE DEPARTMENT

200 E. Broadway
Hobbs, NM 88240

575-397-9235 bus
575-397-9450 fax

January 27th, 2017

Paula Flores
Special Projects Analyst
Department of Finance & Administration
Local Government Division
Bataan Memorial Bldg, Suite 201
Santa Fe, NM 87501

Re: 2nd quarter lodgers' tax quarterly report

Enclosed is the following:

2nd quarter lodgers' tax report for fiscal year 2017

Sincerely,

A handwritten signature in black ink, appearing to read "Toby Spears", is written over a horizontal line.

Toby Spears, CPA
Finance Director
CITY OF HOBBS

INSTRUCTIONS

1. Provide quarterly and year-to-date revenue for the quarterly reporting period. Money received through joint powers agreements must be reported separately. Other sources includes private grants, donations, reimbursements, etc.
 2. Allocate revenue to the promotional, non-promotional and general funds based on the percent of tax imposed. Administrative costs may not exceed 10% of the gross pro
 3. Provide a "book cash balance" for both the promotional and non-promotional funds for the quarterly reporting period and year to date amounts.
 4. Provide quarterly and year-to-date transfers-in and transfers - out.
- [Note: The Lodgers' Tax Act does not allow transfers from the Lodgers' Tax Fund to the General Fund or other Funds of the local public body.]
5. Provide quarterly and year-to-date expenditures on the expenditures tab. Contractual service expenditures must comply with the Lodgers' Tax Act, terms of the contract and the Procurement Code 13-1-28 through 13-1-199 NMSA 1978.

REPORTING ENTITY:	City of Hobbs		5	(PERCENT IMPOSED)	QUARTER ENDING:	12/31/2016	
						MONTH/YEAR	
1. REVENUE SUMMARY:	QUARTERLY AMOUNT	YEAR-TO-DATE (Y-T-D) AMOUNT	2. REVENUE ALLOCATION:		QUARTERLY AMOUNT	YEAR-TO-DATE (Y-T-D) AMOUNT	
	(THIS REPORTING PERIOD)	(SUM OF ALL QUARTERS)			(THIS REPORTING PERIOD)	(SUM OF ALL QUARTERS)	
LODGERS' TAX PROCEEDS	\$ 251,230	\$ 461,105	NON-PROMOTIONAL FUND		\$ 0	\$ 0	
INVESTMENT INCOME	1,764	2,580	PROMOTIONAL FUND		\$ 252,994	\$ 463,685	
LATE PENALTIES			ADMINISTRATIVE COST		\$ 0	\$ 0	
CONVENTION CENTER FINANCING FEES							
HOSPITALITY FEE ACT FEES							
1. _____							
2. _____							
TOTAL REVENUE	\$ 252,994	\$ 463,685					

(10% IS THE MAXIMUM OF GROSS TAX PROCEEDS,
i.e. 10% OF QUARTERLY AMOUNT FOR THIS REPORTING PERIOD)

3. CASH BALANCES:

Carryover From Previous Fiscal Year: Non-Promotional	\$ 15,511
Carryover From Previous Fiscal Year: Promotional	173,443
(Note: 2 years maximum carryover before money must be spent).	
NON-PROMOTIONAL FUND	\$ 0
PROMOTIONAL FUND	\$ 285,035
Grand Total (Non-Promo)	\$ 15,511
Grand Total (Promo)	\$ 458,478

4. TRANSFERS: IN		
INTERGOVERNMENT, INTERFUND TRANSFERS - IN		
(e.g. JPAs, GRANTS TRANSFERRED TO LODGERS' TAX FUND)		
1. _____	\$ _____	\$ _____
2. _____		
	\$ 0	\$ 0

TRANSFERS:OUT

NON-PROMOTIONAL FUND		
INTERFUND TRANSFERS - (OUT)		
(e.g. FROM NON-PROMOTIONAL TO VENDOR OR PROMOTIONAL)		
1. _____	\$ _____	\$ _____
2. _____		
3. _____		
4. _____		
	\$ 0	\$ 0
INTERGOVERNMENTAL TRANSFERS - (OUT)		
1. _____	\$ _____	\$ _____
2. _____		
3. _____		
4. _____		
	\$ 0	\$ 0

PROMOTIONAL FUND		
INTERFUND TRANSFERS - (OUT)		
(e.g. FROM PROMOTIONAL TO VENDOR OR NON-PROMOTIONAL)		
1. _____	\$ _____	\$ _____
2. _____		
3. _____		
4. _____		
	\$ 0	\$ 0
INTERGOVERNMENTAL TRANSFERS - (OUT)		
1. _____	\$ _____	\$ _____
2. _____		
3. _____		
4. _____		
	\$ 0	\$ 0

5. EXPENDITURE SUMMARY:

NON-PROMOTIONAL FUND

PROMOTIONAL FUND

CATEGORY/DESCRIPTION		NON-PROMOTIONAL FUND		PROMOTIONAL FUND	
		Quarterly Amount	YEAR-TO-DATE (Y-T-D)	Quarterly Amount	YEAR-TO-DATE (Y-T-D)
		(This reporting period)	AMOUNT	(This reporting period)	AMOUNT
			(SUM OF ALL QUARTERS)		(SUM OF ALL QUARTERS)
CONTRACTUAL SERVICES					
EVENT or ACTIVITY	DATE				
(attach a separate sheet if needed)					
see attached sheet				123,786	\$ 194,162
ADVERTISING CONTRACT(S)					
*VENDOR:					
EVENT/ACTIVITY	DATE				
SUB-TOTAL		0	0	123,786	194,162
*Add additional sheets if necessary.					
OPERATING EXPENSES (IDENTIFY)					
			0		
TOURIST RELATED EVENTS (LIST)					
EVENT	DATE				
PUBLIC SAFETY (FIRE / EMS / POLICE)					
SANITATION SVCS.					
PUBLIC SAFETY					
SANITATION SVCS.					
PUBLIC SAFETY					
SANITATION SVCS.					
SUB-TOTAL		0	0	0	0
CAPITAL OUTLAY (IDENTIFY)					
BUILDINGS & STRUCTURES					
EQUIPMENT & MACHINERY					
DEBT SERVICE (IDENTIFY)					
SUB-TOTAL					
EXPENDITURES TOTAL		\$ 0	\$ 0	\$ 123786	\$ 194162

CITY OF HOBBS
EVENT SUMMARIES
12/31/2016

PROMOTIONAL
ITEMS

16-10	HOBBS USSSA (17 EVENTS)	20,000.00
17-04	HISPANO CHAMBER OF COMMERCE - FIESTA DE SEPTIEMBRE	17,314.72
17-06	LEA COUNTY COMMISSION OF THE ARTS	2,500.00
17-07	LIGHT OF LEA COUNTY	8,902.54
17-08	SOUTHWEST SYMPHONY	25,000.00
17-09	HOBBS USSSA	40,444.27
17-10	WESTERN HERITAGE MUSEUM COMPLEX	20,000.00
17-12	CYCLE CITY PROMOTIONS	35,000.00
17-17	LEA COUNTY EVENT CENTER 2017	25,000.00
		<hr/>
		194,161.53

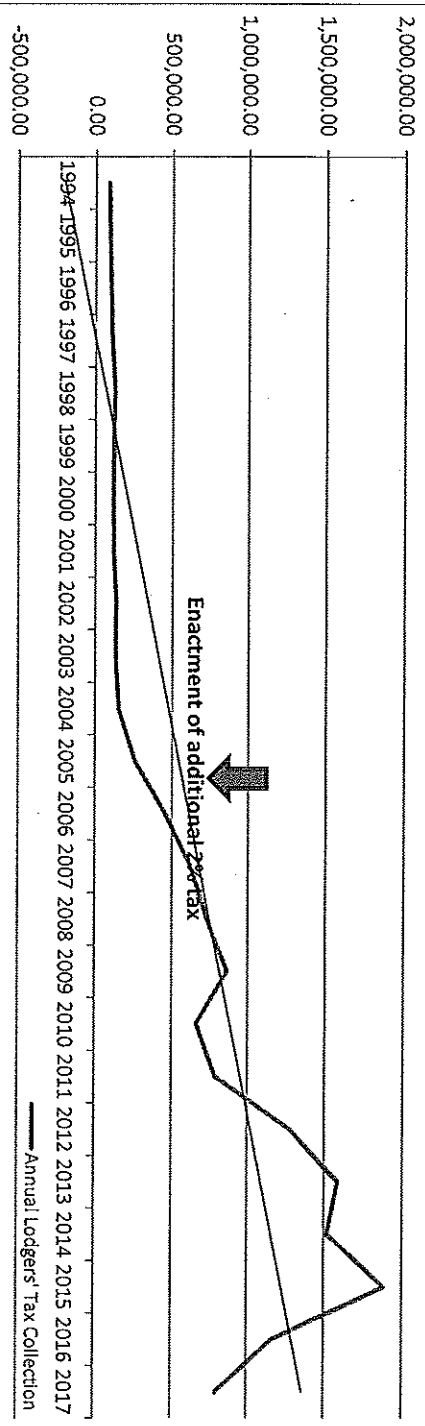
12/31/16

CITY OF HOBBS LODGERS' TAX PROGRAM
EXPENDITURE REPORT FOR THE 2ND QUARTER OF 2016 - 2017


		PROMO	NON PROMO	TOTAL
CASH BAL.	6/30/16	173,443.28	15,511.46	188,954.74
FIRST QUARTER INCOME		209,875.23		209,875.23
FIRST QUARTER INTEREST		815.54		815.54
TOTAL REVENUE		<u>210,690.77</u>	<u>0.00</u>	<u>210,690.77</u>
FIRST QUARTER EXPENSES		<u>70,375.27</u>		<u>70,375.27</u>
CASH BAL.	9/30/16	313,758.78	15,511.46	329,270.24
SECOND QUARTER INCOME		251,229.76		251,229.76
SECOND QUARTER INTEREST		1,764.45		1,764.45
TOTAL REVENUE		<u>252,994.21</u>	<u>0.00</u>	<u>252,994.21</u>
SECOND QUARTER EXPENSES		<u>123,786.28</u>		<u>123,786.28</u>
CASH BAL.	12/31/16	442,966.71	15,511.46	458,478.17
THIRD QUARTER INCOME				0.00
THIRD QUARTER INTEREST				0.00
TOTAL REVENUE		<u>0.00</u>	<u>0.00</u>	<u>0.00</u>
THIRD QUARTER EXPENSES				<u>0.00</u>
CASH BAL.	3/31/17	442,966.71	15,511.46	458,478.17
FOURTH QUARTER INCOME(FORCE EXTRA TO PROMO)				0.00
FOURTH QUARTER INTEREST				0.00
TOTAL REVENUE		<u>0.00</u>	<u>0.00</u>	<u>0.00</u>
FOURTH QUARTER EXPENSES**				<u>0.00</u>
CASH BAL.	6/30/17	442,966.71	15,511.46	458,478.17
YEAR TO DATE INCOME		461,104.99	0.00	461,104.99
YEAR TO DATE INTEREST		2,579.99	0.00	2,579.99
TOTAL REVENUE		<u>463,684.98</u>	<u>0.00</u>	<u>463,684.98</u>
YEAR TO DATE EXPENSES		<u>194,161.55</u>	<u>0.00</u>	<u>194,161.55</u>
YEAR TO DATE CASH BALANCES		<u>442,966.71</u>	<u>15,511.46</u>	<u>458,478.17</u>

CITY OF HOBBS LODGERS' TAX PROGRAM						
12/31/2016	AWARD					ACTUAL
	PROJECT	DATE	AMOUNT	ACTUAL EXPENSE	OUTSTANDING GRANT	CATEGORY
12/31/2016	CASH BALANCE				458,478.19	
Proof of Cash:						
Beginning Cash Available for Profit, Non-Profit, and Public Entities (20%)						47,192.44
16-10	HOBBS USSSA (17 EVENTS)	4/20/2015	123,000.00	122,531.16	468.84	NP
16-27	CINCO DE MAYO COMMITTEE (CITY MGR APPROVED)	1/15/2016	10,000.00	4,340.88	5,659.12	NP
17-01	IMPACTO	4/18/2016	4,500.00	4,500.00	0.00	NP
17-02	HOBBS CHAMBER OF COMMERCE - HOBBS HOLIDAY TOURNEY	4/18/2016	8,443.43	0.00	8,443.43	NP
17-03	HISPANO CHAMBER OF COMMERCE - MARIACHI CHRISTMAS	4/18/2016	13,450.00	0.00	13,450.00	NP
17-04	HISPANO CHAMBER OF COMMERCE - FIESTA DE SEPTIEMBRE	4/18/2016	17,500.00	17,314.72	185.28	NP
17-05	HOBBS KENNEL CLUB - 2017	4/18/2016	2,600.00	0.00	2,600.00	NP
17-06	LEA COUNTY COMMISSION OF THE ARTS	4/18/2016	10,000.00	2,500.00	7,500.00	NP
17-07	LIGHT OF LEA COUNTY	4/18/2016	10,000.00	8,902.54	1,097.46	NP
17-08	SOUTHWEST SYMPHONY	4/18/2016	25,000.00	25,000.00	0.00	NP
17-09	HOBBS USSSA	4/18/2016	70,000.00	40,444.27	29,555.73	NP
17-10	WESTERN HERITAGE MUSEUM COMPLEX	4/18/2016	20,000.00	20,000.00	0.00	NP
17-11	TUFF HEDEMAN	4/18/2016	18,000.00	0.00	18,000.00	P
17-12	CYCLE CITY PROMOTIONS	4/18/2016	35,000.00	35,000.00	0.00	P
TOTAL REMAINING ALLOCATION FOR PROFIT, NON-PROFIT AND PUBLIC ENTITIES			367,493.43	280,533.57	86,959.86	
Add:	20% Monthly Tax Revenue (starting April 1st, 2013)				92,221.00	
	Cash Available for Allocation				<u>62,453.58</u>	
Beginning Cash Available for Local Government (City and County) (40%)						84,946.37
17-17	LEA COUNTY EVENT CENTER 2017	4/18/2016	50,000.00	25,000.00	25,000.00	LOCAL GOV
15-20	CITY OF HOBBS PUBLIC TRANSPORTATION TAXI	4/21/2014	0.00	0.00	0.00	LOCAL GOV
16-21	CITY OF HOBBS NMML 2016	1/19/2016	175,000.00	18,594.00	156,406.00	LOCAL GOV
16-19	CITY OF HOBBS ROCKWIND GOLF COURSE MARKETING	1/19/2016	132,559.10	19,205.05	113,354.05	LOCAL GOV
17-15	CITY OF HOBBS ROCKWIND GOLF COURSE MARKETING- 2017	4/18/2016	25,000.00	0.00	25,000.00	LOCAL GOV
17-17	CITY OF HOBBS VETERANS MEMORIAL - 2017	4/18/2016	50,000.00	0.00	50,000.00	LOCAL GOV
17-16	CITY OF HOBBS SLAM AND JAM 2017	4/18/2016	78,500.00	0.00	78,500.00	LOCAL GOV
TOTAL REMAINING ALLOCATION FOR LOCAL GOVERNMENT			511,059.10	62,799.05	448,260.05	
Add:	40% Monthly Tax Revenue (starting April 1st, 2013)				184,442.00	
	Cash Available for Allocation				<u>(178,871.88)</u>	
Beginning Cash Available for Fire, EMS, Sanitation (15%)						
	CITY OF HOBBS - FIRE AND POLICE SUBSIDY 2015		283,028.74	283,028.74	0.00	SEC.
	CITY OF HOBBS - FIRE AND POLICE SUBSIDY 2016		174,960.59	174,960.59	0.00	
TOTAL REMAINING ALLOCATION FOR CITY OF HOBBS POLICE AND FIRE			457,989.33	457,989.33	0.00	
Add:	15% Monthly Tax Revenue (starting April 1st, 2013)		174,960.59		69,165.75	
	Cash Available for Allocation				<u>0.00</u>	
Beginning Cash Available for Airline subsidy (25%)						56,630.92
	EDC - 2017 AIRLINE SUBSIDY (\$220,502.38 GENERAL FUND)	4/18/2016	279,497.62	0.00	279,497.62	
Add:	25% Monthly Tax Revenue (starting April 1st, 2013)				115,276.25	
	TOTAL REMAINING ALLOCATION FOR AIRLINE SUBSIDY		279,497.62	0.00	279,497.62	
	Cash Available for Allocation				<u>(107,580.45)</u>	

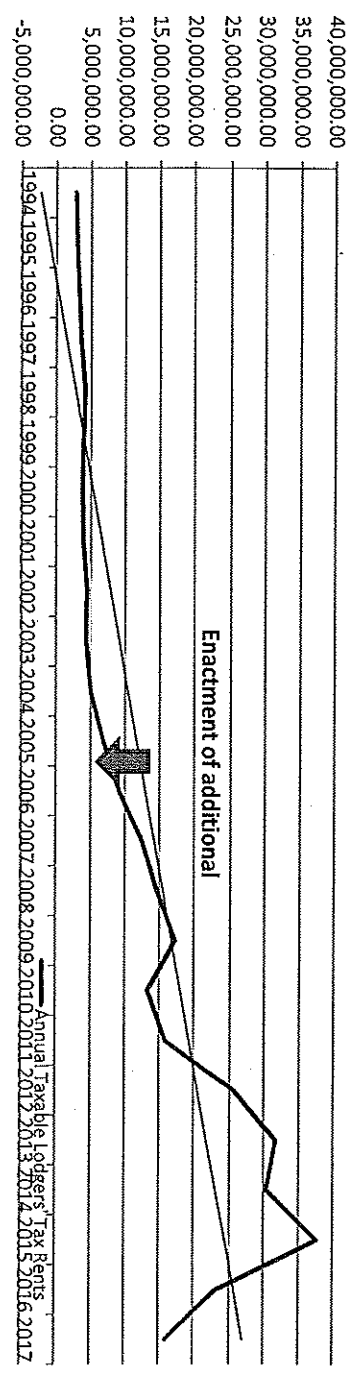
Annual Lodgers' Tax Collection



Monthly Lodgers' Tax Collection



Annual Taxable Lodgers' Tax Rents



Monthly Taxable Lodgers' Tax Rents

